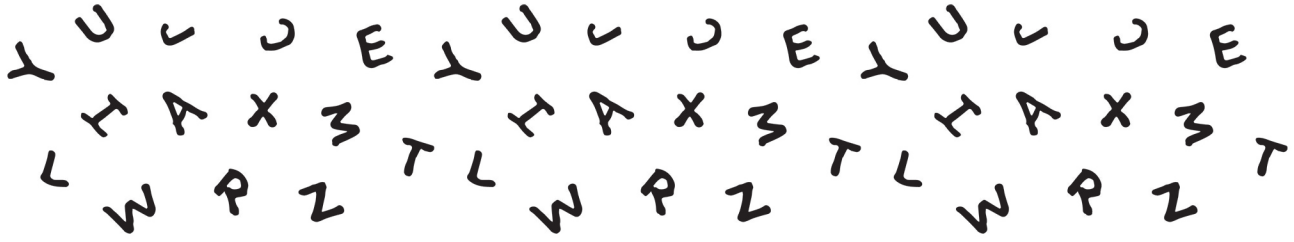



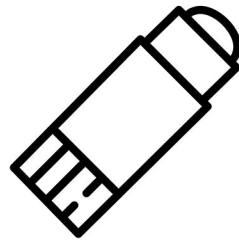
Make a letter collage



Explore letter sounds by making a series of colorful collages.

What you'll need

- * A 8.5" x 11" (or larger) piece of cardboard or poster board for each collage
- * Old magazines, greeting cards, newspaper, catalogs, or junk mail
- * Scissors
- * Glue or a glue stick
- * Markers



How to do it

- * Choose a letter of the alphabet.
- * Review the sound it makes, and brainstorm words that start with that letter sound.
- * Write the capital and lowercase letter in the center of the piece of cardboard.
- * Find and cut out pictures of things that start with that letter sound and glue the pictures – or draw them – onto the cardboard.

Questions to answer

Why did you choose this letter?

What letter would you like to make a letter collage of next?
