

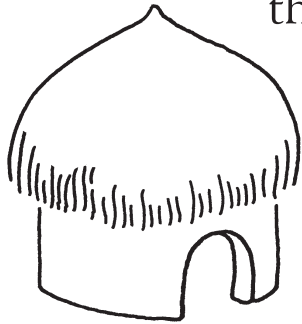




# Vowel sound: u

Draw lines connecting the vowel sound **u** to the pictures that have the same sound in the **middle**.



Fill in the missing letter in each word.



c \_ t




j \_ g



p \_ p



b \_ g



n \_ t

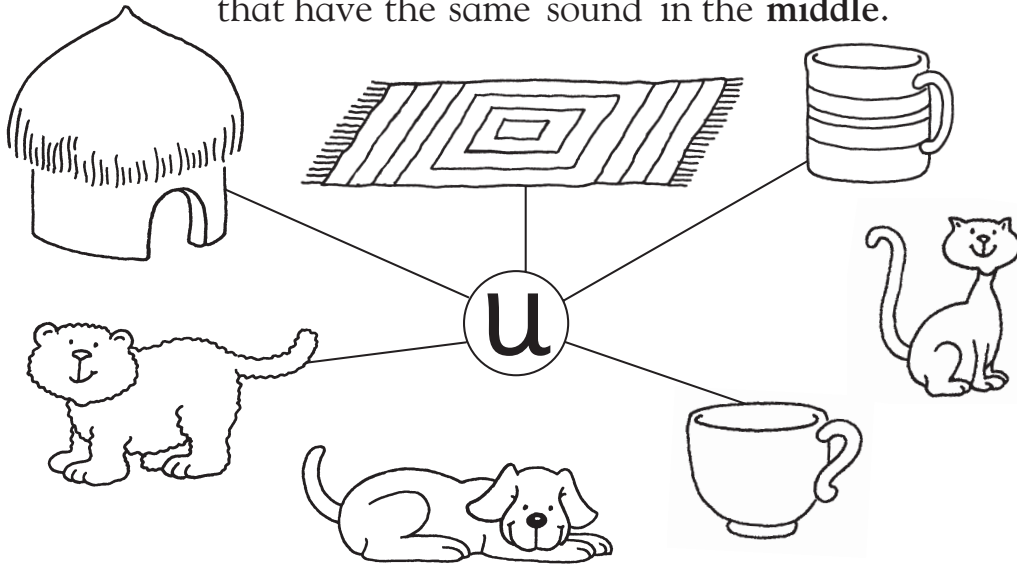


m \_ g



# Vowel sound: u

Draw lines connecting the vowel sound **u** to the pictures that have the same sound in the **middle**.



Fill in the missing letter in each word.



cut




jug



pup



bug



nut



mug

These activities help children to identify vowel sound *u* when it occurs in the middle of words. First say the vowel sound. Then name the pictures (say together each word clearly). Encourage your child to listen carefully to identify whether or not the featured vowel sound is in each word. If it is, ask your child to draw a line connecting the picture to the vowel. The second exercise on each page requires your child to write the featured vowel in the middle of words. Help your child by first naming each of the pictures and then spelling out the words using their short letter sounds.