













Moving left to right

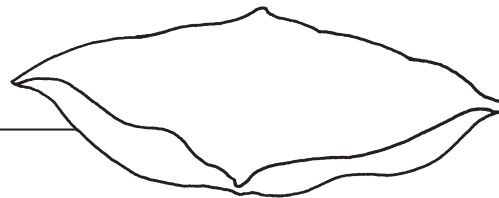









Help each animal find a home.
Draw a line from the animal to its home.





Moving left to right

Help each animal find a home.
Draw a line from the animal to its home.



These activities help your child practice pencil movement from left to right. Before using a pencil, encourage him or her to trace the path with a finger. The aim is for your child to draw a continuous line from left to right and to get used to the feeling of moving across the page.