












Find the rhyme

Look at the first picture in each row, then draw a **circle** around the picture that **rhymes** with it.




Copy these words by connecting the dots.

cat



hat




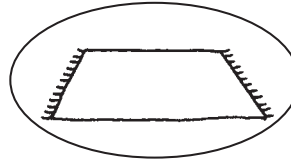


cat

hat



Find the rhyme

Look at the first picture in each row, then draw a circle around the picture that rhymes with it.

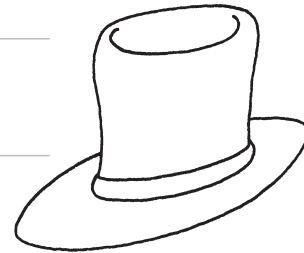


Copy these words by connecting the dots.

cat



hat



cat

hat

This activity is based on the vowel *a* and features words in the “at” word family. For each exercise, say together the names of all the pictures in that row. Then ask your child to name the first picture on the left of the page again and to draw a circle around the picture that rhymes with it. The two rhyming words at the bottom of the page have been selected for your child to copy. When writing rounded letters, make sure that your child always starts at the top and draws in a counterclockwise direction.