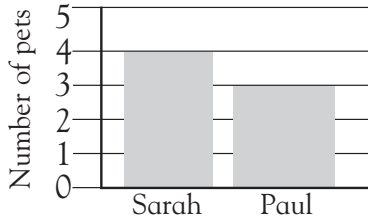


Bar graphs and pictographs



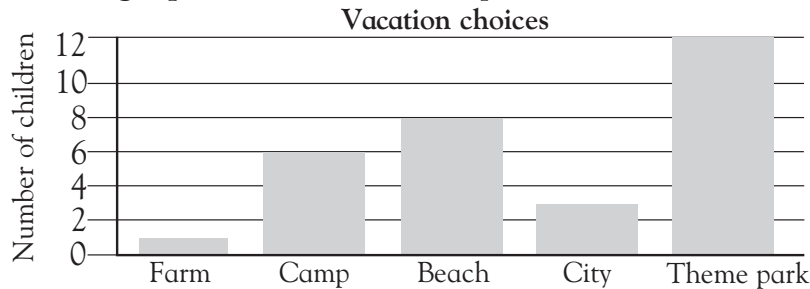
Look at the bar graph and answer the question.



Which child has three pets?

Paul

Look at the bar graph and answer the questions.



How many children went to camp on vacation?


Which place did three children go to?

Which place did fewer children go to than to the city?

Which was the most popular place for vacations?

How many children altogether went on vacation?

Look at the pictograph and answer the questions.



each face stands for 2 children

How many children enjoy making models?

Which hobby is enjoyed by four children?

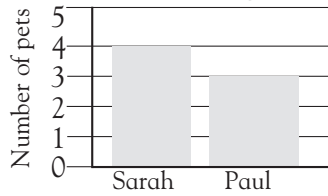
How many more children like games than like reading?

Which is the most popular hobby?

Bar graphs and pictographs



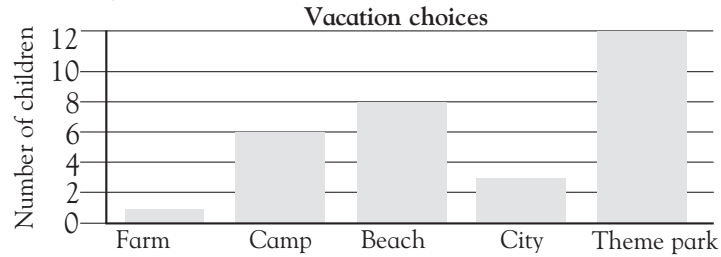
Look at the bar graph and answer the question.



Which child has three pets?

Paul

Look at the bar graph and answer the questions.



How many children went to camp on vacation?

6

Which place did three children go to?

to a city

Which place did fewer children go to than to the city?

to a farm

Which was the most popular place for vacations?

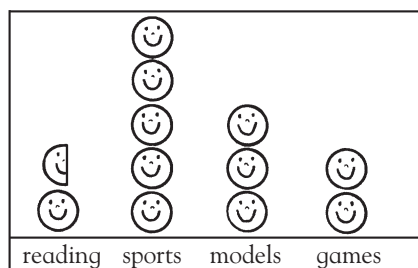
a theme park

How many children altogether went on vacation?

30

Look at the pictograph and answer the questions.

Children's favorite hobbies



☺ each face stands for 2 children

How many children enjoy making models?

6

Which hobby is enjoyed by four children?

games

How many more children like games than like reading?

1

Which is the most popular hobby?

sports

If children need help reading bar graphs, show them how to read across and up from the axis labels. To answer some of the questions, children will have to compare and add data.