








Missing letters

Fill in the missing letter in the first box in each row.
Then write a **rhyming word** in the second box,
and draw a picture of it.





_at

_at



_an

_an



_eg


_eg

abcdefghijklmnopqrstuvwxyz





Missing letters

Fill in the missing letter in the first box in each row.
Then write a **rhyming word** in the second box and draw a picture of it.



cat

 at



van

 an



leg

 eg



abcdefghijklmnopqrstuvwxyz

In this activity, ask your child to say the first word ending aloud and then to fill in the box on the left. Next, he or she can either find and copy the rhyming picture from around the border of the page, or think up another rhyming word to use instead. The alphabet is printed at the bottom of the page to remind your child of the different letter shapes.