

Weather words



The pictures show what the **weather** is like each day.
Draw lines to match the **weather words** to the pictures.

rain



sun



snow




fog




wind



cloud




Write a **weather word** for each picture.



.....

Use these sentences to help you write about **weather**. Write in the missing **days of the week**, and draw the missing pictures.

Monday was warm and cloudy.
It was very cold on Wednesday.
We got wet on Thursday.



Monday

.....

Wednesday



Thursday

.....

Weather words



The pictures show what the **weather** is like each day.
Draw lines to match the **weather words** to the pictures.

rain




sun



snow




fog




wind



cloud




Write a **weather word** for each picture.



..... snow cloud rain sun

Use these sentences to help you write about **weather**. Write in the missing **days of the week**, and draw the missing pictures.

Monday was warm and cloudy.
It was very cold on Wednesday.
We got wet on Thursday.



Monday

..... Tuesday

Wednesday



Thursday

..... Friday

Many school classrooms have a weather chart. Your child should be able to read and write familiar weather words. Talk about weather and encourage your child to make use of the written information on the page.