














Odd one out

Look at the first picture in each row, then draw a circle around the picture that does **not** rhyme with it.



Copy these words by connecting the dots.

rose



toes












rose

toes



Odd one out

Look at the first picture in each row, then draw a circle around the picture that does **not** rhyme with it.



Copy these words by connecting the dots.

rose



toes



rose

toes

These activities are based mainly on the vowel *o*. Ask your child to circle the picture that does not rhyme with the first picture on the left of the page. Encourage handwriting practice for two words that rhyme but do not have the same spelling (*rose and toes*).