

Moving things



Observations

Living things can move by themselves. Things that are not alive move in different ways. Some things fall; some things roll; some things fly; some things slide; some things bounce; and some things pour.


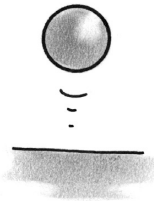
Science activity

Draw a line joining each picture to the word that describes how it is moving.

slide




roll




fly



fall



pour



Science exploration

Observe and record how things move at a playground. Try moving in different ways. Can a ball move in some of the ways you do?

Moving things



Observations

Living things can move by themselves. Things that are not alive move in different ways. Some things fall; some things roll; some things fly; some things slide; some things bounce; and some things pour.

Science activity

Draw a line joining each picture to the word that describes how it is moving.

bounce

roll

fly

fall

slide

pour

Science exploration

This activity lets the child observe different types of motion. The child might skip, jump, run, rock back and forth, or walk in a zigzag motion. The playground is an excellent place to observe motion. Ask the child if these motions are pushes or pulls.