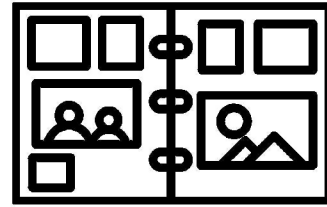

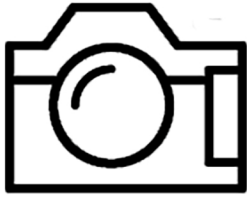



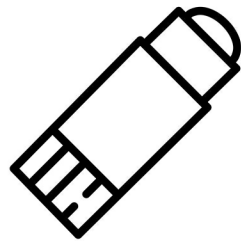
# Create a family memory book



Making a book of family memories is an enriching activity that will result in a treasured keepsake.

## What you'll need

- \* Photos of family members
- \* Paper
- \* Glue stick
- \* Markers, crayons, or pens
- \* 3-hole punch
- \* 3-ring binder or yarn or ribbon (or another way to bind the pages together)



## How to do it

- \* You may want to ask questions like: what life was like when they were in fifth grade. Your child may want to ask questions like: What year was it? Where did you go to school? What was your favorite thing to do? What is your favorite memory?
- \* Create a page for each person interviewed. Include a photo and details from the interview. Make a page for yourself, too!
- \* Put the pages in order chronologically and make a cover page.
- \* Bind the book using a 3-ring binder or yarn or ribbon.

## Questions to answer

What's something you learned about a family member that was surprising?

-----

Is there anything about fifth grade at another time that appeals to you? Why?

-----